

# 敏捷工程实践与规范

廖强

# 业务对技术的要求

所有重复的都应该被自动化

# 标准API定义

# swagger:meta

```
// Schemes: http, https
// Host: localhost
// BasePath: /v2
// Version: 0.0.1
// License: MIT http://opensource.org/licenses/MIT
// Contact: liaoqiang<liaoqiang@g7> http://www.g7.com.cn
//
// Consumes:
// - application/json
// - application/xml
//
// Produces:
// - application/json
// - application/xml
//
// swagger:meta
```

# swagger:route

```
// swagger:route GET /pets pets listPets
//
// Lists pets filtered by some parameters.
//
// This will show all available pets by default.
// You can get the pets that are out of stock
//
// Consumes:
// - application/json
// - application/x-protobuf
//
// Produces:
// - application/json
// - application/x-protobuf
//
// Schemes: http, https, ws, wss
//
// Security:
//   api_key:
//   oauth: read, write
//
// Responses:
// - default: genericError
// - 200: someResponse
// - 422: validationError
```

# swagger:params

```
// swagger:parameters get_goods_by_id
type GetGoodsByIDReq struct {
    // 商品ID
    // in : path
    // Required : true
    GoodsID uint64 `json:"goods_id"`
    // Sku筛选审核状态, 默认0不作为筛选条件, 1-审核通过 2-审核未通过
    // in : query
    // Required : false
    SkuCheckState int8 `json:"sku_check_state"`
    // Sku筛选上架状态, 默认0不作为筛选条件, 1-上架 2-下架
    // in : query
    // Required : false
    SkuOnlineState int8 `json:"sku_online_state"`
}
```

# swagger:response

```
// A ValidationError is an error that is used when the required input fails
validation.
// swagger:response validationError
type ValidationError struct {
    // The error message
    // in: body
    Body struct {
        // The validation message
        //
        // Required: true
        Message string
        // An optional field name to which this validation applies
        FieldName string
    }
}
```



# swagger:model

```
// User represents the user for this application
//
// A user is the security principal for this application.
// It's also used as one of main axes for reporting.
//
// swagger:model
type User struct {
    // the id for this user
    //
    // required: true
    // min: 1
    ID int64 `json:"id"`

    // the name for this user
    // required: true
    // min length: 3
    Name string `json:"name"`

    // the email address for this user
    //
    // required: true
    Email Email `json:"login"`

    // the friends for this user
    Friends []User `json:"friends"`
}
```

# 其他

- `swagger:allOf`
- `swagger:strfmt`
- `swagger: security`

- 重复写注释
- 代码与注释无法保证同步

```
func main() {
    router := gin.Default()

    v1 := router.Group("/v1")
    {
        v1.POST("/login", loginEndpoint)
        v1.POST("/submit", submitEndpoint)
        v1.POST("/read", readEndpoint)
    }

    v2 := router.Group("/v2")
    {
        v2.POST("/login", loginEndpoint)
        v2.POST("/submit", submitEndpoint)
        v2.POST("/read", readEndpoint)
    }

    router.Run(":8080")
}
```

```
type GetGoodsByIDReq struct {  
    // 商品ID  
    GoodsID uint64 `json:"goods_id" in:"path" validate:"@uint64[1,]"`  
    // Sku筛选审核状态, 默认0不作为筛选条件, 1-审核通过 2-审核未通过  
    SkuCheckState int8 `json:"sku_check_state" in:"query" default:"0"`  
    // Sku筛选上架状态, 默认0不作为筛选条件, 1-上架 2-下架  
    SkuOnlineState int8 `json:"sku_online_state" in:"query" default:"0"`  
}
```

```
type ErrorField struct {
    // 出错字段路径
    // 这个信息为方便客户端定位错误原因
    // 例如输入中{"name":{"alias": "test"}} 中的alias出错 "name.alias"
    // 例如alias是数组, 且第2个元素的a字段错误, 则返回"name.alias[2].a"
    Field string `name:"field"`
    // 错误信息
    Msg string `name:"msg"`
    // 错误字段位置
    // body, query, header, path, formData
    In string `name:"in"`
}

type ErrorFields []*ErrorField

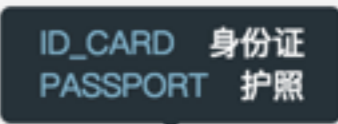
type StatusError struct {
    // 错误Key
    Key string `name:"key"`
    // 错误代码
    Code int64 `name:"code"`
    // 错误信息
    Msg string `name:"msg"`
    // 是否能作为错误话术
    CanDisplay bool `name:"canDisplay"`
    // 错误溯源
    Source []string `name:"source"`
    // 请求ID
    ID string `name:"id"`
    // 出错字段
    ErrorFields ErrorFields `name:"errorFields"`
}
```

# 枚举的可维护性

```
// swagger:enum
type CertType uint8

// 个人证件类型
const (
    CERT_TYPE_UNKNOWN CertType = iota
    CERT_TYPE__ID_CARD // 身份证
    CERT_TYPE__PASSPORT // 护照
)
```

```
-- certNo*
    string@[1,50]
    证件号码
-- certType*
    CertType{ID_CARD,PASSPORT}types.CertType
    证件类型
```





输入 Operation ID 筛选

url

GetUrlOp 通过短链key查询原始url	GET
GetShortKeyOp 根据url查询短链地址	GET
CreateShortUrlOp 创建短链接	POST

### GetUrlOp 通过短链key查询原始url

GET /r/{shortKey}

Parameters  URL Path  Header  Query  Cookie  FormData  Body

shortKey\* 短链key  
string@[1,15]

GET [redacted] /r/{shortKey} HTTP/1.0  
Origin: [redacted]  
Referer: [redacted] /STAGING/service-shorturl/url/GetUr  
User-Agent: Mozilla/5.0 (Macintosh; Intel Mac OS X 10\_13\_4) AppleWebKit/

Request

### Responses

301

404 404032000 UriNotFoundError  
该url未创建短链  
404032001 InvalidShortKeyError  
非法的短链

StatusError{} application/json

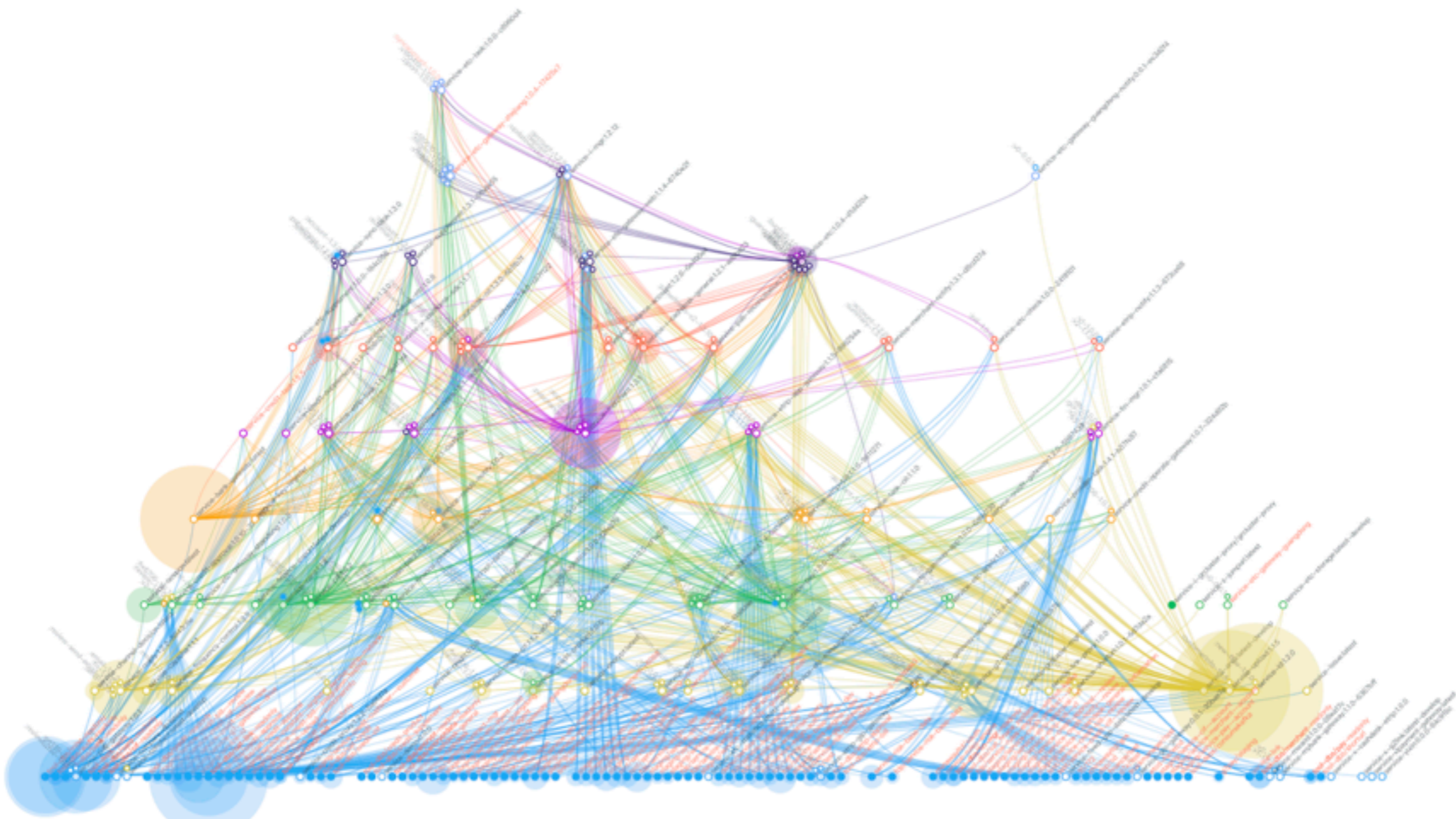
```
- canBeTalkError*  
  boolean  
  是否能作为错误话术  
- code*  
  integer(int64)  
  错误代码  
- desc*  
  string  
  详细描述  
- errorFields*  
  [] ErrorField()  
    - field*  
      string  
      出错字段路径 ?  
    - in*  
      string  
      错误字段位置 ?  
    - msg*  
      string
```

# 数据库操作的重复性

```
//go:generate tools gen model --with-comments --database DBContractMgr Contract
// @def primary ID
// @def unique_index I_from From FromID
type Contract struct {
    // 合同id
    ID uint64 `db:"F_id" json:"contractId,string" sql:"bigint unsigned NOT NULL"`
    // 合同来源
    From types.BusinessFrom `db:"F_from" json:"from" sql:"tinyint unsigned NOT NULL"`
    // 第三方的id
    FromID string `db:"F_from_id" json:"fromId" sql:"varchar(64) NOT NULL"`
    // 逻辑标志
    Enabled enumeration.Bool `db:"F_enabled" json:"- " sql:"tinyint unsigned NOT NULL"`
    // 操作时间
    presets.OperateTime
}
```

client代码的重复性和准确性

```
// go:generate tools gen client --spec-url http://xxxxx.com/user  
// go:generate tools gen client --spec-url http://xxxxx.com/data  
// go:generate tools gen client --spec-url http://xxxxx.com/pic
```



# 协议与序列化

Mock



# 配置管理

```
var Config = struct {
    Log          *log.Log
    Server       transport_http.ServeHTT
    Upload       client_upload.ClientUpload `conf:"env"`
    MasterDB     mysql.MySQL
}{
    Log: &log.Log{
        Level: "DEBUG",
    },
    Server: transport_http.ServeHTTP{
        WithCORS: true,
        Port:     8000,
    },
    Upload: client_upload.ClientUpload{
        Client: client.Client{
            Host: "service-upload-customerinfo.xxx.com",
        },
    },
    MasterDB: mysql.MySQL{
        Name:     "service-contract-mgr",
        Host:    "staging.xxx.com",
        User:    "root",
        Password: "root",
    },
}
```

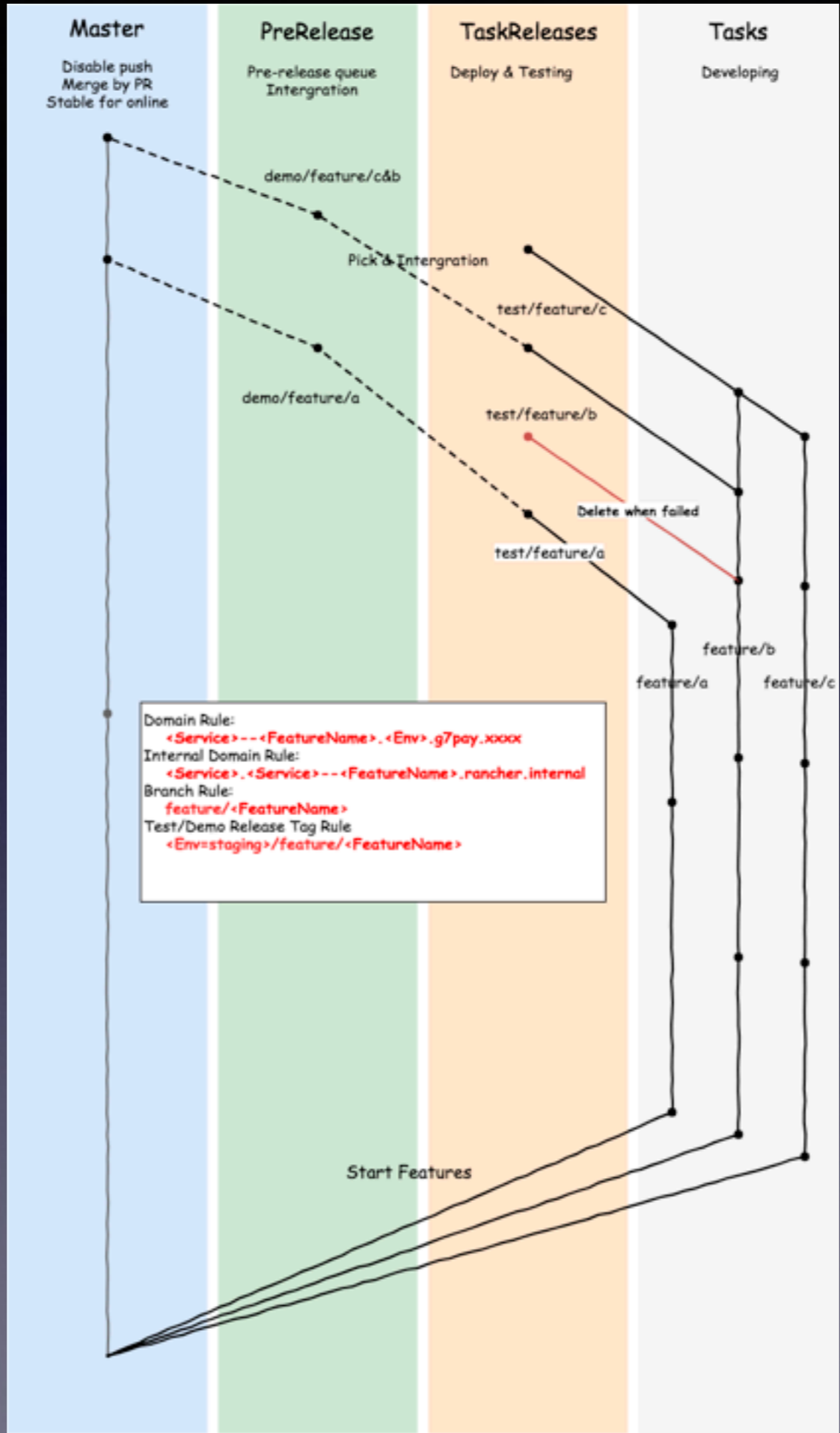
## Environment

### + Add Environment Variable

Variable		Value	
GOENV	=	ONLINE	-
S_ID_HOST	=	[REDACTED]	-
S_LOG_LEVEL	=	INFO	-
S_MASTERDB_PASSWORD	=	[REDACTED]	-
S_MASTERDB_USER	=	[REDACTED]	-
S_SLAVEDB_PASSWORD	=	[REDACTED]	-
S_SLAVEDB_USER	=	[REDACTED]	-

ProTip: Paste one or more lines of key=value pairs into any key field for easy bulk entry.

CI Flow



short

当前共有 2 个服务, 其中稳定服务 1 个

shorturl

短链服务用于内部注册url使用 1.0.1-6d7da2a  
service-shorturl.staging. [redacted]

短链服务用于内部注册url使用 with-long-url-limit-1.0.1  
service-shorturl--with-long-url-limit.staging. [redacted]

通过短链key查询原始url  
{shortKey}

URL Path Header Query Cookie FormData Body

key\*



短链key

GET //service-shorturl.staging. [redacted] /r/{shortKey} HTTP/1.0

Origin: [redacted]  
Referer: http:// [redacted] /STAGING/service-shorturl/url/Ge  
User-Agent: Mozilla/5.0 (Macintosh; Intel Mac OS X 10\_13\_4) AppleWebKit




Request

# gitlab CI

passed Pipeline #107708 triggered 2 weeks ago by  









## add nginx config file

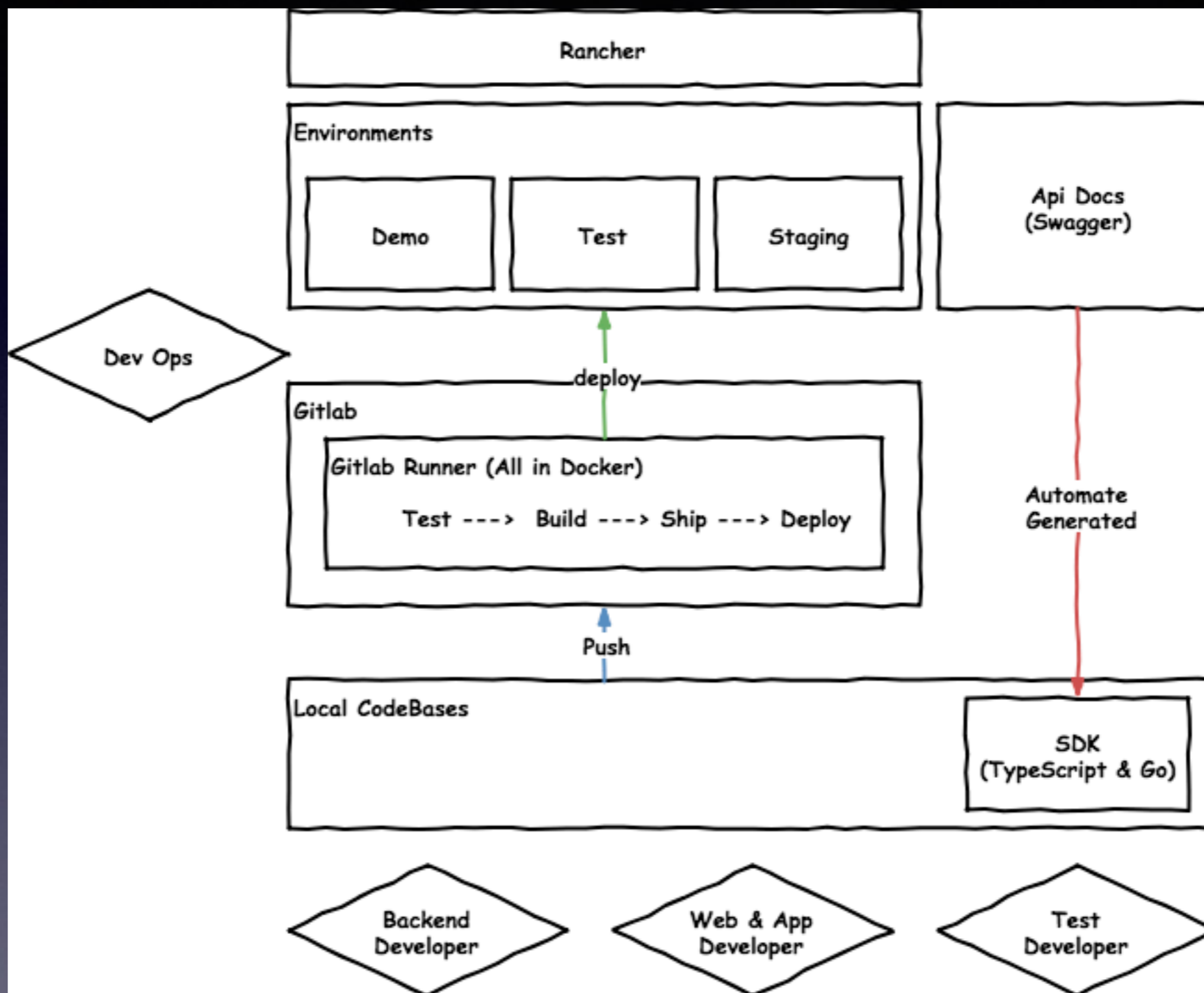
4 jobs from `master` in 4 minutes 51 seconds (queued for 3 seconds)

 `6d7da2a0`  

Pipeline Jobs 4

**Test** **Build** **Ship** **Deploy**

 job\_master\_test   job\_master\_build   job\_master\_ship   job\_master\_de... 





# 未来待做的

- 开发测试并行化

谢谢

PHPCON 官网: [www.phpconchina.com](http://www.phpconchina.com)

全部 PPT 下载: <https://github.com/ThinkDevelopers/PHPConChina>

官方QQ群: 34449228、135615537

官方公众号: ThinkInLAMP

